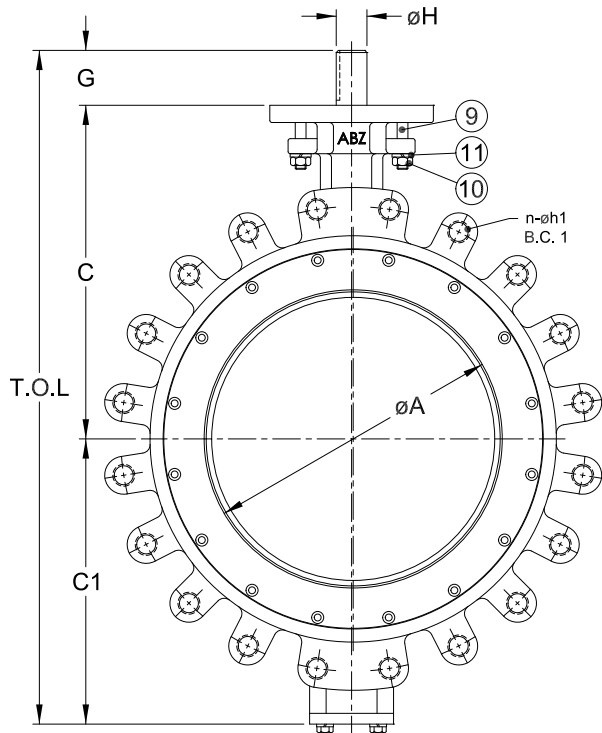
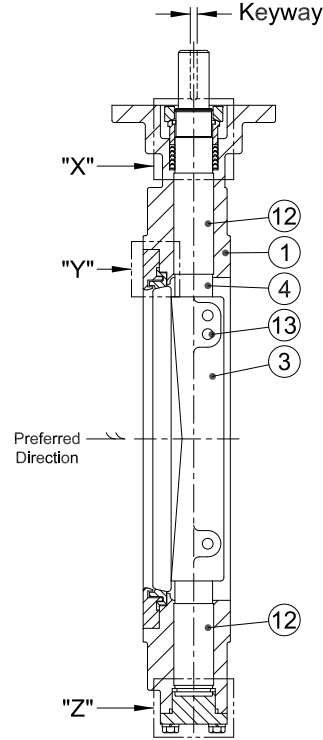


Top View

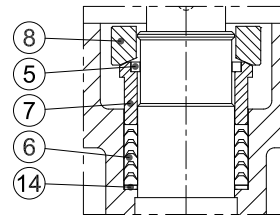


Flow View

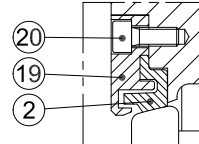


Section View

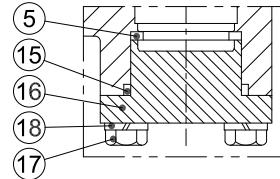
Detail "X"  
Anti-Blowout



Detail "Y"



Detail "Z"



Parts Schedule

Item No.	Name	Material	No. Req'd
1	Body	-	1
2	Seat Ring	-	1
3	Disc	-	1
4	Stem	-	1
5	Retainer Ring	-	2
6	Packing	-	1 Set
7	Packing Gland	-	1
8	Gland Flange	-	1
9	Gland Bolt	-	2
10	Nut	-	2
11	Spring Washer	-	2
12	Bush Bearing	-	2
13	Disc Pin	-	1 Set
14	Packing Retainer	-	1
15	Cap Packing	-	1
16	Cap	-	1
17	Cap Bolt	-	1 Set
18	Spring Washer	-	1 Set
19	Seat Retainer	-	1
20	Retainer Bolt	-	1 Set

Note

- Design : ANSI B16.34 & API 609
- Gasket Contact Surface : Finish 125-250 AARH
- Face to Face Dimension : API 609 Category B
- Flange Connection : ANSI B16.5 Class 300
- Installation Direction: Bi-Directional / Double Dead End Service
- Rated for full vacuum in non-preferred direction.

Test Pressure(Psig)	Hydraulic			Air	
	Shell	1125	Seat	825	Seat
API 598					-



Valve Solutions  
ABZ Valves & Controls



Title:			Scale
ABZolute Double Offset Butterfly Valve			N/A
Series 422 - -Class 300 - Lug Type			Projection
DWG No.			Unit
14"-24" 422-Bare Stem			inch
Date	Drawn	Checked	Revision
09-22-11	BC	Tp	0

Dimensions are subject to change without notice.

Valve Dimensions

Valve Size		øA	C	C1	D	øF	G	øH	Keyway	T.O.L	Weight	Mounting Base			Flange Dimension		
Inch	MM											B.C. 2	n	øh2	B.C. 1	n	øh1
14"	350	12.32	14.76	12.80	4.61	8.03	2.99	1.874	.50 x .50	30.55	314 lbs	6.50	4	.83	20.25	20	1 1/8"x8un
16"	400	14.02	16.73	14.37	5.24	8.03	2.99	2.122	.50 x .50	34.09	433 lbs	6.50	4	.83	22.50	20	1 1/4"x8un
18"	450	16.26	18.31	16.14	5.87	11.42	4.02	2.555	.75 x .50	38.47	618 lbs	10.00	8	.75	24.75	24	1 1/4"x8un
20"	500	18.35	19.88	17.72	6.26	11.42	4.02	2.555	.75 x .50	41.62	779 lbs	10.00	8	.75	27.00	24	1 1/4"x8un
24"	600	21.50	22.83	20.55	7.13	12.99	4.45	3.146	.87 x .55	47.83	1185 lbs	10.00	8	.75	32.00	24	1 1/2"x8un