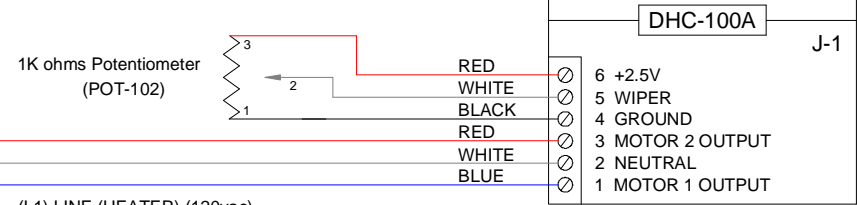
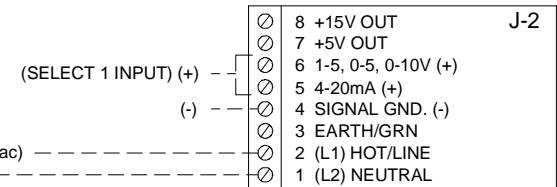
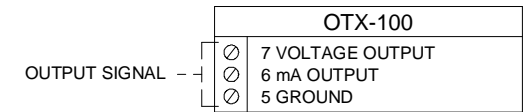


	CLOSE	OPEN
CLS 1-2		
CLS 1-3		
OLS 1-2		
OLS 1-3		
CTS 1-3	CLOSING TORQUE SWITCH INTERRUPTS CONTROLS IF MECHANICAL OVERLOAD OCCURS DURING CLOSING CYCLE	
OTS 1-3	OPENING TORQUE SWITCH INTERRUPTS CONTROLS IF MECHANICAL OVERLOAD OCCURS DURING OPENING CYCLE	

CLS: CLOSE LIMIT SWITCH (250VAC, 6A MAX)
 OLS: OPEN LIMIT SWITCH (250VAC, 6A MAX)
 CTS: CLOSE TORQUE SWITCH (250VAC, 6A MAX)
 OTS: OPEN TORQUE SWITCH (250VAC, 6A MAX)
 TP: THERMAL PROTECTOR (250VAC, 6A MAX)



----- DENOTES CUSTOMER SUPPLIED ITEM
 ----- ACTUATOR SHOWN IN MID POSITION.

FORUM ENERGY TECHNOLOGIES Valve Solutions ABZ Valves & Controls

Title: **Wiring Diagram**

Parts:
 ABZ 015 thru ABZ 250 Electric Actuator
 220 VAC Single Phase (Modulating Service)
 DHC-100A Digital High Resolution Controller
 OTX-100 Feedback Transmitter

DWG No.	Date	Drawn	Checked	Approved	Revision
WSB000-B2B-G-X	05-20-13	BC	TP	TH	A