

# Corrosion Prevention

Corrosion prevention is critical to the predictability of coiled tubing. Localized corrosion damage is one of the leading causes of premature failure relative to predicted fatigue life in the coiled tubing industry.

## ► Extend the Life of Your String


To increase life expectancy, we recommend **preventive maintenance** procedures, such as frequent tube purging of treated fluids using foam balls or pigs and nitrogen to ensure rigorous removal of all fluids, followed by inhibition for potential remaining fluid.

**Mechanical cleaning** to descale the surface by means of brush-type pigs followed by chemically compatible biocides and inhibitors, and a nitrogen purge is also recommended in some aggressive environments.


**Corrosion prevention** is key to counteracting fatigue fracture propagation, which is the most common failure mechanism for afflicted strings.

## ► Signs of Corrosion

The following images are examples of the tenacious and aggressive rust that can form on the ID of coiled tubing.



ID corrosion pitting and fatigue cracks




Tube ID



Tube ID



Tube ID



Tube OD

## ► Cleaning Tools to Fight Corrosion

See below for possible cleaning tool examples, including foam pigs and ball and wire brush options.



## Looking for more?

Contact our coiled tubing experts for more information:

+1 713-265-5000  
coiledtubing@f-e-t.com